





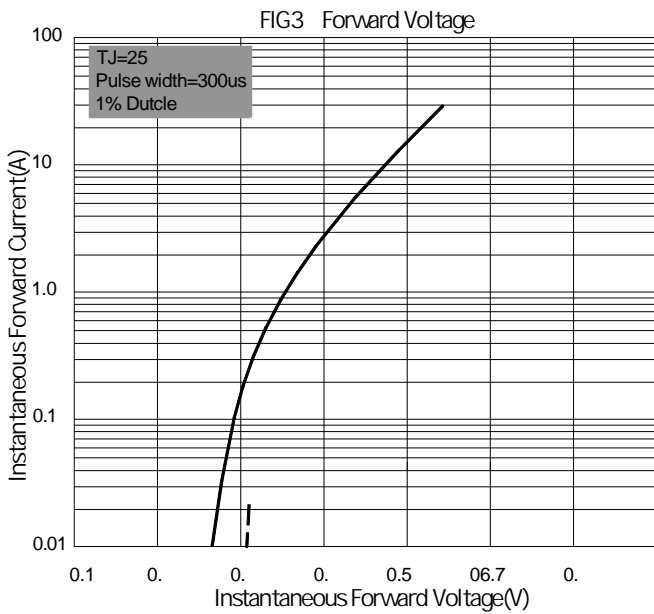
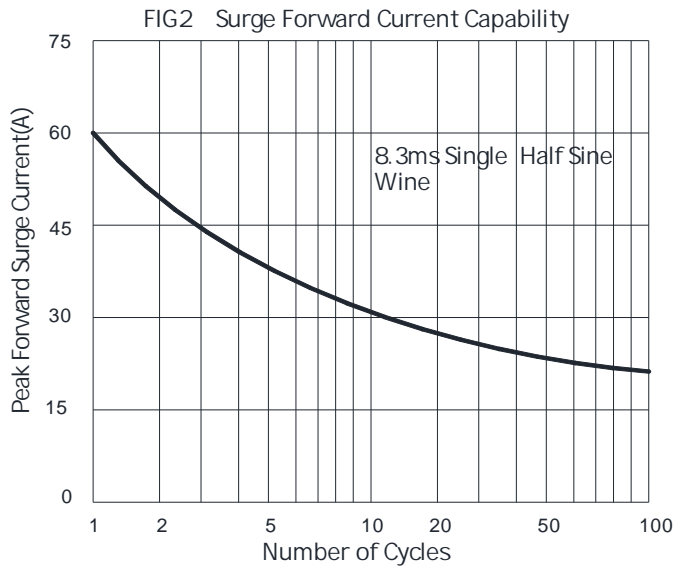
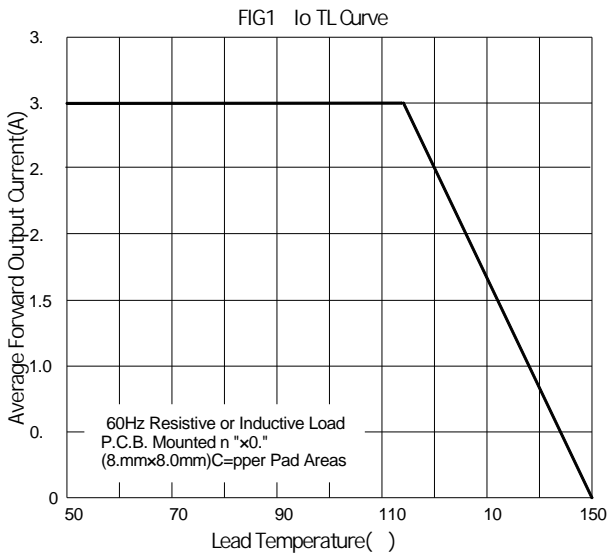
# SSL34BF THRU SSL310BF

**Thermal Characteristics**  $T_a=25$  Unless otherwise specified

PARAMETER	SYMBOL	UNIT	SSL34BF	SSL345BF	SSL36BF	SSL310BF
Typical Thermal Resistance <sup>(1)</sup>	R J-A	/W	58			
	R J-L		20			
	R J-C		15			

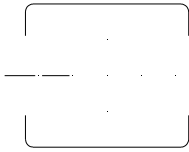
Note:  
 (1) Thermal resistance from junction to ambient and from junction to lead mounted on P.C.B. with 0.3" x 0.3" (8.0 mm x 8.0 mm) copper pad area

## Characteristics(Typical)





SMBF



Dimensions in millimeters

